

## Fertiliser Spreaders

---

**AXIS 20.2 - 30.2 - 40.2 - 50.2**



[www.kuhn.com](http://www.kuhn.com)



be strong, be **KUHN**



**AXIS**

20.2

30.2

40.2

50.2

# UNEQUALLED SPREADING PRECISION!

## YOU WANT HIGH YIELDS...

Controlling your application rate helps your crop yield while monitoring your expenses. KUHN's CDA distribution system is the key for adapting to different requirements, thus optimizing your yield under all possible circumstances.

## MAXIMUM COMFORT...

Ensuring even spreading is a complicated operation. KUHN provides electronic solutions to assist you including modern and simple ISOBUS technology. Moreover, our focus on easy adjustments further saves your time and avoids errors.

## AND A SPREADER WORKING ACCURATELY

Unique KUHN solutions cater for absolute spreading precision: CDA distribution, GPS control. KUHN's EMC technology for automatic adaptation of the application rate during spreading is unrivalled today in its precise adjustment separately for the left and right spreading disc.

## AXIS Fertiliser spreaders in brief:

	Working width (m)	Min/max capacity (l)	Control box
<b>AXIS 20.2</b>	12 to 36	1,000 to 2,300	QUANTRON (on Q-model)
<b>AXIS 20.2 W / M-EMC (W)</b>	12 to 36	1,000 to 2,300	QUANTRON
<b>AXIS 30.2</b>	12 to 42	1,400 to 3,200	QUANTRON (on Q-model)
<b>AXIS 40.2</b>	12 to 42	1,400 to 3,200	QUANTRON (on Q-model)
<b>AXIS 40.2 W</b>	12 to 42	1,400 to 3,200	QUANTRON or ISOBUS
<b>AXIS 40.2 M-EMC-(W)</b>	12 to 42	1,400 to 3,200	QUANTRON or ISOBUS
<b>AXIS 40.2 H-EMC-(W)</b>	12 to 42	1,400 to 3,200	ISOBUS
<b>AXIS 50.2 W</b>	18 to 50	3,200 or 4,200	QUANTRON or ISOBUS
<b>AXIS 50.2 M-EMC-W / H-EMC-W</b>	12 to 50	3,200 or 4,200	ISOBUS





# PRECISE, SIMPLE AND GENTLE

## COMPLETE FLEXIBILITY OF APPLICATION...

Variable fertilisers, differing application rates, changing working widths...fertiliser spreaders must easily adapt to different requirements. The CDA system, part of the entire AXIS range, meets these goals while providing ultra-easy adjustments.

## ...WHILE EVEN SPREADING IS NO ISSUE

How to ensure even spreading across the whole working width even when changing the application rate, the working width or the groundspeed, is a big issue for KUHN. The CDA system provides the conditions to ensure optimum lateral distribution patterns.

UREA



KMg



AMMONIUM  
SULFATE



CAN



NPK




PK



MOUSE BAIT



SLUG PELLETS



FINE SEEDS



**EXCLUSIVE**

# CDA: AN UNRIVALLED SYSTEM

Two major features make the CDA (coaxial distribution adjustment) system unique:

1. The pivoting hopper base which adjusts the fertiliser drop point and enables quick adaptation to different products and working widths.
2. The special design of the metering outlets, positioned close to the centre of the disc, producing multiple supply to the vanes and consequently, constant fertiliser flow and even spreading.

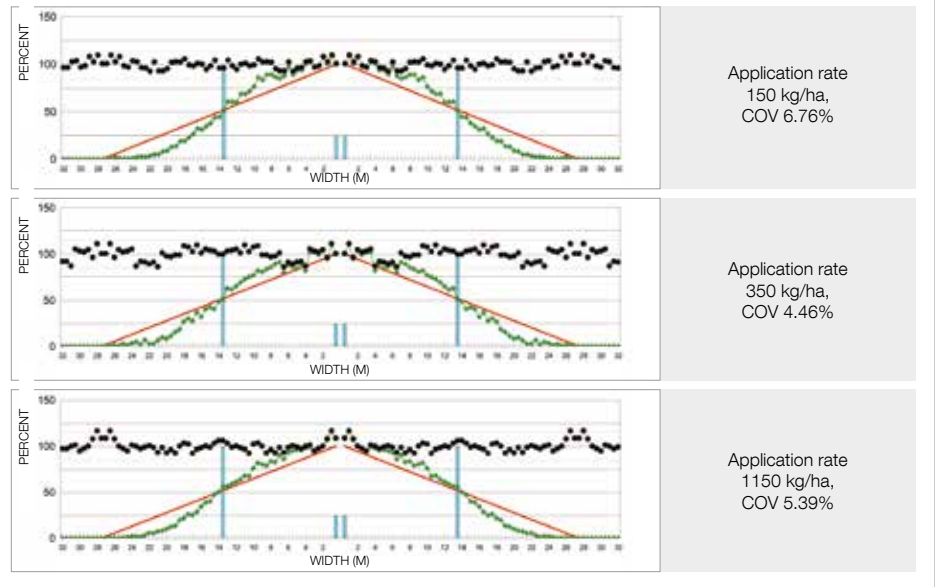


## THE RIGHT DOSE AT THE RIGHT PLACE

AXIS are the only fertiliser spreaders on the market, which prevent the so-called dose effect, meaning the modification of lateral distribution patterns across the whole width after application rate adjustments. As farmer, you are completely flexible in changing the spreader configuration and can still rely on an unmatched spreading evenness. Check it with the practical test set!

## VARYING APPLICATION RATES HAVE NO INFLUENCE

With the CDA-system, lateral distribution patterns are very regular and precise with large overlap areas and variation coefficients unbeatably low. Also different application rates or travel speeds have no negative effect on fertiliser distribution, as you can see on the diagrams.



## PRECISE SPREADING PATTERNS. OPTIMUM NUTRIENT SUPPLY.



### EXTRA-SLOW AGITATOR

The agitator regulates supply rate to the spreading disc and improves fertiliser flow. It rotates at a speed of only 17rpm so granules are preserved.



### MORE ACCURACY WITH DROP GUIDE

To ensure an accurate drop point of the fertiliser on the disc, a drop guide follows the fertiliser flow until it is caught by the vanes.



### PATENT

### REDUCE TURBULENCES

AIRFIN deflectors reduce turbulences, which are generated by the rotating discs, thus ensuring an even fertiliser flow.



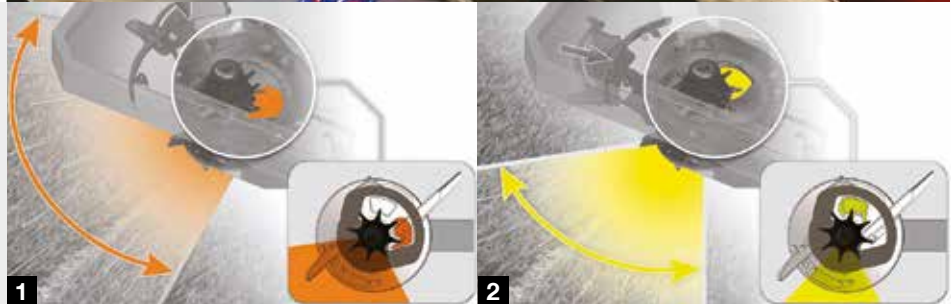
### WORKING WIDTH SET WITH JUST ONE CLICK!

It takes a few seconds only to modify working width by simply changing the fertiliser drop point onto the disc. No tools are required; just turn the base (manually or from the cab according to model). The vanes don't need adjusting; your hands don't come into contact with the fertiliser!



### ROTATION OF HOPPER BASE AROUND DISC CENTER

1. position for wide working width
2. position for narrow working width



### EXCLUSIVE

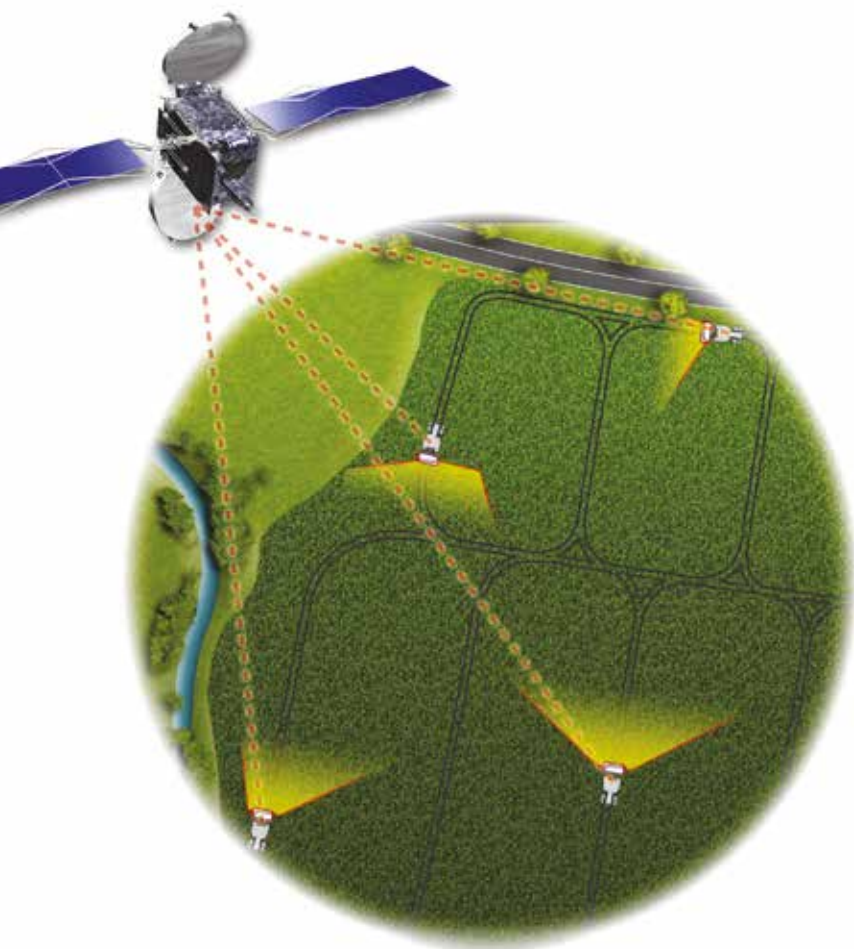
#### SETTING APPLICATION RATE INTUITIVELY

The DFC (Direct Flow Control) graduated scale that comes as standard on non-electronic spreaders (AXIS K/D/C) makes it easy to set your fertiliser spreader. After flow control, you can modify flow rate proportionally. For example, if you increase your application rate by 10 % you should also increase your outlet opening by 10 %.



#### SPREAD UP TO 500KG PER MINUTE!

AXIS spreaders have been designed for working very precise at high travel speeds. Small application rates from 3kg/ha up to impressive 500kg/min are possible. This is equivalent to 500kg/ha at 36m with 16.5kph and at 24m with 25kph, respectively. This clears the way for considerable cost reductions and increasing daily outputs. High-speed spreading and fuel savings: any more demands?



## THE INTELLIGENT FERTILISER SPREADER

KUHN electronic solutions for AXIS fertiliser spreaders, both ISOBUS and non-ISOBUS, make use of versatile possibilities to increase spreading accuracy as well as the driver's comfort. Don't hesitate to discover the future of farming.

### QUANTRON A/E-2:

#### YOUR SPREADING ASSISTANTS

QUANTRON control boxes are the electronic fertiliser metering solutions for the entire AXIS family. They regulate the opening position of the metering outlets and therefore the flow rate (D.P.A.E. electronic device) depending on the groundspeed. In this way the pre-set application rate is always retained. During spreading, the driver is able to:

- modify the application rate while driving,
- switch part-widths for either side,
- close simultaneously either side via a button.

A work counter for 200 fields and integrated spreading charts are additional features.

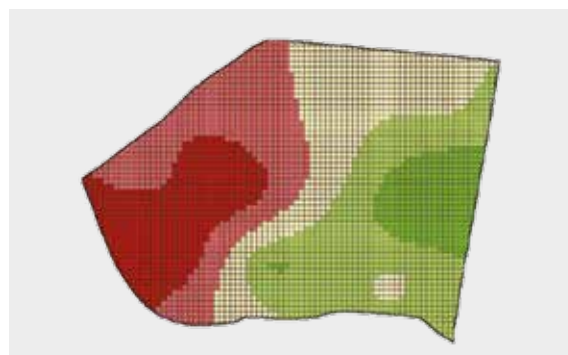
Useful for machinery rings or contractors: They can be used on several tractors!

#### HAVING THE FUTURE ALREADY ON BOARD


The QUANTRON A and E-2 control terminals are equipped for variable-rate applications using application maps in Shape- or ISOXML-format. Therefore, they can be connected to GPS control boxes via a RS 232 cable. John Deere, Trimble, Sat Plan, RDS, Raven, Agrom, TopCon...they are compatible with many boxes to modulate application rates automatically! In this way, the application maps and machine functions can also be displayed separately on the two screens.



QUANTRON E-2



# GPS CONTROL READY



## **VARISPREAD DYNAMIC: DON'T THINK IN SECTIONS ANYMORE!**

This special section control system adapts working width and application rate gradually and fully automated according to the shape of the plot. Very reactive electrical valves determine the drop point at high groundspeeds and therefore quickly adjust the application area. Moreover, you have the choice to spread from the outside to the inside or vice versa.

The result: highest possible precision in all field shapes and at high speeds!

## **WORKING PRECISELY IN FIELD POINTS**

With VARISPREAD the driver can adjust the working width and application rate in field points and along uneven field borders easily and quickly during work by pressing one button. The result: maximum comfort and highest possible precision.

## **VARISPREAD V4**

All AXIS fertiliser spreaders coming with QUANTRON A or E-2 as well as the manual CDA distribution adjustment are equipped as standard with section control VARISPREAD V4. By changing the metering outlets from the cab, two part-widths are possible for each side.

## **VARISPREAD PRO: CONTINUOUS SECTION CONTROL AT VERY HIGH SPEED, 1 SECTION PER METRE**

SpeedServo is a new control system composed of 4 electric motors that are 2.5 to 5 times faster than a traditional cylinder. SpeedServo provides the metering outlets with new features: instant application rate adjustment by GPS, higher precision during variations in groundspeed and when opening / closing at headlands. The result: improved overlap management in any type and shape of field.





A GPS control system is included in all KUHN solutions for automatic metering outlet opening/closing at headlands and field points (Section Control) in order to optimise fertiliser spread. This system is adapted to all spreaders with electronic metering system, including all AXIS Q, W and EMC models with compatible control terminals (QUANTRON A, E-2 or CCI ISOBUS) and an EGNOS GPS signal.



Ideal switch points for different fertiliser types

## FINDING IDEAL POINT TO OPEN SLIDES ON HEADLANDS

**On headlands most farmers always start spreading at the same moment, though each type of fertiliser has different ballistic properties. OPTIPOINT is a programme that automatically determines the ideal point of opening and closing the metering outlets with GPS support for each type separately.**

Spraying distances vary according to fertiliser type and granule shape (up left to low right: ammonium nitrate, phosphorus, potassium, urea).



### **Nino Chio**

*Italy, 170ha of mainly rice and grain maize*

“We choose to adjust our fertiliser inputs based on application maps. Here, some soil areas are very rich in organic matter and we want to apply our fertiliser on well-defined areas. This allows us to make significant fertiliser savings, like for phosphorus, potassium and nitrogen. That is why we needed a machine that allows us to precisely apply the previously set application rates. We have already owned a KUHN fertiliser spreader before as it is the best fertiliser spreader for Precision Farming. We rely on our AXIS, which is able to handle our application maps and which directly and automatically proceeds with the adequate adjustments.”

# AS SIMPLE AS ISOBUS CAN BE



As founding member of CCI Competence Center ISOBUS, KUHN is able to support you to quickly and comfortably pass on to ISOBUS technology, only needing one single control box to monitor and adjust different ISOBUS machines.

Following AXIS models are fitted as standard with integrated ISOBUS job computer technology:

- AXIS 40.2 W ISOBUS
- AXIS 40.2 M-EMC-(W) ISOBUS
- AXIS 40.2 H-EMC-(W)
- AXIS 50.2 W ISOBUS
- AXIS 50.2 M-EMC-W
- AXIS 50.2 H-EMC-W

**AEF (AGRICULTURAL  
INDUSTRY ELECTRONICS  
FOUNDATION)**



KUHN is also member of the AEF organisation, who aims to define and develop the ISOBUS norm together with manufacturers. Several functions have been defined (ex.: section control, application rate modulation) and are available on AXIS ISOBUS spreaders. Consult your KUHN dealer to find out which functions are compatible with your AXIS as well as your ISOBUS terminal.



## CCI 1200: TABLET DESIGN

The new AEF-certified CCI 1200 universal terminal prioritises three aspects: performance, visualisation and flexibility. The 30.5 cm (12.1"), anti-glare, colour touch screen gives you intuitive control of your fertiliser spreader.

# CCI.APPS: INDIVIDUAL AND INNOVATIVE

The all new AEF-certified CCI 1200 universal terminal enables the simultaneous display of different information essential to the driver. It includes the AUX-N function for joystick control and integrates a great many applications as standard. Ask your KUHN dealer to give you details on all available applications!



## CCI.COMMAND

Via GPS, the CCI.Command application guides you on the right track and switches sections automatically. This saves on inputs and makes spreading more efficient and comfortable.

Different modules are available:



**Section Control:** manages automatically sections or variable working widths on headland and in field points, also controls VARISPREAD function;



**Parallel Tracking:** driving assistance that reduces overlapping including when visibility is poor.



## CCI CONTROL / TASK CONTROL

This app enables you to directly document and exchange data about executed measures for each field as standardized ISO-XML files. In this way you always have all necessary information to manage your farm at hand.



**Task Controller:** data can be exported as PDF file or imported in field mapping application;



**Georeferencing:** GPS-controlled variable application rate using application maps which can be uploaded onto the terminal from your flash drive, in SHP or ISOXML format, or with a biomass sensor.



**CCI.Convert:** The app can also be linked to biomass N-sensors, in order to adapt application rates "live".

## AXIS WORKS WITH THE CCI 50 TOO!

This new AEF-certified universal terminal is compact and versatile. It has a 14.2 cm (5.6") colour touch screen and 12 function buttons. All functions required in precision farming are integrated: section control, application rate modulation, documentation...





<b>AXIS</b>	<b>20.2</b>	<b>30.2</b>	<b>40.2</b>
	K-D-C-Q	K-D-C-Q	K-D-C-Q*

## SIMPLE AND ACCURATE

The smaller **AXIS** models provide an unequalled application rate accuracy, quality of fertiliser distribution and easy adjustment. **CDA** distribution is the clue.

### **AXIS 20.2: from 12 to 36 metres**

Thanks to a large choice of extensions, potential hopper capacities of **AXIS 20.2** models range from 1,000 to 2,300 litres. The compact design makes it ideal for use on medium-sized tractors.

### **AXIS 30.2-40.2: reduce your spreading time**

These spreaders are designed to produce the highest work outputs. The two ranges have modular hopper capacities from 1,400 to 3,200 litres and working widths from 12 to 42 metres.

### **E-CLICK: shut off by one click**

**E-Click** is a simple control box with two levers to open and close the outlets via electric cylinders directly from the cab. No hydraulic valves are needed!



\* Some models are not available in all countries. Please always check with your local dealer.



### FOR EVERY FARMER

Dependent on the model, the metering outlets are operated differently:

- AXIS K: two single acting hydraulic cylinders,
- AXIS D: two double acting hydraulic cylinders,
- AXIS C: two electric cylinders and E-Click,
- AXIS Q: two electric cylinders and proportional to groundspeed (D.P.A.E.).



### QUICK FLOW TEST AND RATE SETTING

With the DFC system, your machine is simply set: Use initially the spreading chart settings. Then remove the disc and fit the chute (stored above disc guard) for a flow test. After collecting the fertiliser, modify the position of the DFC selector according to your needs.



### CHECK IT FROM THE CAB!

QUANTRON A is the standard control box on AXIS Q models. Apart from D.P.A.E., you can benefit also from the user-friendly design and control comfortably from the cab: metering outlets, travel speed, area spread, quantity spread, residual amount of fertiliser.

AXIS 20.2 W 40.2 W 50.2 W

# WEIGHING SYSTEM: PRECISE "ONLINE" REGULATION

Two weighing cells in cooperation with electronic units (QUANTRON E-2 or ISOBUS) fulfil your demand to adapt the application rate automatically during spreading. Every second the control box checks, if the flow corresponds to the programmed rate, and adjusts it for highest possible precision and controlled comfort.



## OPTIMUM INTEGRATION

The original, patented design of the weighing system consists of a strong hitch frame fitted with two weighing cells with a capacity of ten tons each, and in the upper part, a link rod connected to the machine frame.

## HOW IT WORKS

1. Program your work criteria (width, application rate).
2. Load the fertiliser and start spreading.
3. QUANTRON E-2 compares automatically target quantity with actually applied amount of fertiliser (analysis 100 times per second!).
4. In case of irregularities, it adjusts the metering outlets automatically every second.
5. You can modify the application rate anytime by one click.



## THE KUHN BONUS

## ISOBUS FLEXIBILITY

AXIS 40.2 W and 50.2 W spreaders are also available with ISOBUS. Benefit from a universal "electronic language" to run different ISOBUS machines from one terminal. Compatible with GPS Control.

**FLOW RATE IS ADJUSTED  
EVERY SECOND!**



**MORE PRECISION MEANS  
HIGHER RETURN ON INVESTMENT**

Linked with the weighing cells, the QUANTRON E-2 terminal records the application rate continuously during spreading.

All you need to do, is to program the application rate, working width and drop point. Then load the machine and you are ready to spread. QUANTRON E-2 then corrects the flow rate automatically one time per second, if it recognizes a deviation. Your advantages: no calibration test needed and non-negligible savings of fertiliser!

**SOPHISTICATED WEIGHING FOR EVERYONE!**

KUHN offers AXIS 20.2 W, 40.2 W, and 50.2 W models with the integrated weighing system in working widths from 12 to 50m. Therefore, the range addresses everyone seeking innovative and precise technology from demanding cereal farms of smaller size up to contractors and machinery cooperatives.



**PATENT**

# EMC: THE "WEIGHING" DEVICE ON EACH DISC!

EMC or „Electronic Mass Flow Control“ is a unique technology, well-established and rewarded after years of experience. It measures and continuously adjusts the application rate on each disc separately. The result: Every second 100% of the application rate is spread on the left as well as on the right!

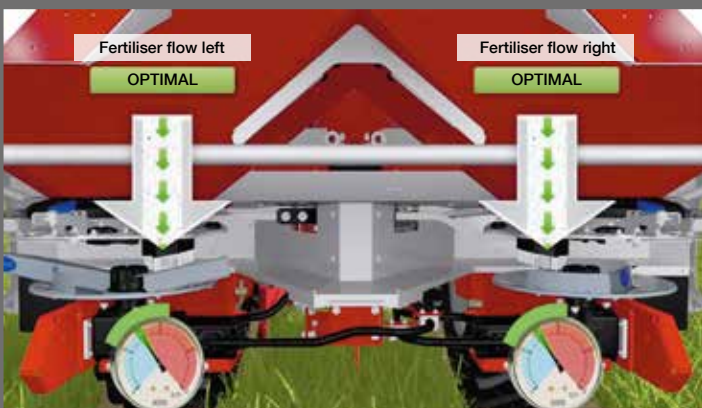


## NO METERING COMPROMISES INDEPENDENT OF FERTILISER QUALITY

EMC utilizes the fact that the fertiliser flow rate is proportional to the spreading disc drive torque. This is independent of the type of fertiliser. The intelligent system carries out following steps:

1. Sensors read the torque at each disc.
2. The flow rate is adjusted automatically when deviating from desired value, separately for each disc.
3. Electrically controlled metering outlets are corrected automatically according to new data.

This means that you only have to insert the application rate (kg/ha) and simply start spreading. The system cares for the rest.



## THE EMC ADVANTAGES

- Individual adjustment of left and right disc every second.
- Insensitive to slopes and vibrations.
- More fuel effective because of reduced engine speed.
- No increase in machine height or weight.
- No flow test required.
- Impressive flow-rate range from 20 to 500 kg/min.



# CHOOSE THE RIGHT CONTROL SYSTEM!

THE EXAMPLE OF A 200 KG/HA SPREAD AT 36 M AT 15 KM/H, OR 180 KG/MIN



## CONVENTIONAL CONTROL SYSTEM Classic weighing system by weighing cells

The conventional control system weighs the **hopper** as a whole  
=  
Both outlets are corrected at the same time by the same amount  
=  
**Global flow control:**  
**180 kg/min**

## EMC TECHNOLOGY: KUHN EXCLUSIVE The "Weighing system" on each disc

EMC technology detects fertiliser flow  
**on each disc** (by drive torque)  
=  
Individual correction of each outlet  
=  
**Flow control:**  
**90 kg/min on the left and 90 kg/min on the right**

## CONSEQUENCES OF A FLOW FAULT AT AN OUTLET



By weighing the hopper as a whole: it is impossible to detect which side the fault is on

**Both outlets are corrected simultaneously**  
✓ Global flow control: **180 kg/min**

✗ **But with an incorrect spread**  
left 101 kg/min - right 79 kg/min

**Is this acceptable?**

For information: **this blockage can cost you €300\* per load**

EMC technology detects which side the fault is on

✓ **Instant and automatic correction of outlet opening on that side**

✓ Flow rate adjusted: **90 kg/min on the left and 90 kg/min on the right**

At no extra expense, **EMC technology ensures that you get the right flow rate at each outlet and the right dose of fertiliser in the right place!**



### Eric Gage

from Saaten Union Research station in the French Oise region is convinced by the EMC system:


"As we need the spreading to be perfectly homogeneous, weighing on each disc is important. When taking into account the surface and kilos spread, it is perfect. On each test carried out, we were always below 1% error with regards to the set application rate."

\*Consequences of a 25% outlet blockage on a spreader with weighing cells (case of a 4,200 l hopper during the 2nd treatment of 33.5 % ammonium nitrate on soft wheat).

# UNIFORM APPLICATION. HIGHEST COMFORT.

The AXIS H-EMC-(W) range as well as the AXIS M-EMC-(W) models offer a unique combination of innovative technologies to meet the expectations of today's professionals. CDA distribution, ISOBUS options, hydraulic or mechanic spreading disc drives and especially the integration of EMC technology for adjusting the application rate separately and continuously for each disc are the main features. These machines are designed for accurate spreading results for fertiliser, slug pellets or also small seeds without the need of the farmer to get directly involved. He can concentrate on driving.





### HYDRAULIC DISC DRIVE: INDEPENDENT DISC SPEED

The hydraulic drive of the H-EMC models always maintains the disc rotation speed and the associated working width constant. As driven by the tractor's hydraulic system, they are independent of the motor as well as PTO speed. Therefore the spread pattern remains constant and can be adjusted flexibly when driving to field points. Another advantage for the environment and farmer's wallet: Spreading with reduced engine speed is possible, which decreases fuel consumption.




### MECHANIC DISC DRIVE: MAINTENANCE-FREE AND WELL PROTECTED TRANSMISSION

On the AXIS M models, the spreader discs are driven via the PTO shaft at 540 min<sup>-1</sup>. All shafts and angular gears operate in the oil or fat bath to minimize maintenance. Thus, they are protected against fertiliser dust, dirt, damp and mechanical damage by a robust framework structure. These models also possess their own overload protection system, shielding the entire transmission unit including the agitators.



### WEIGHING FRAME FOR MORE INFORMATION

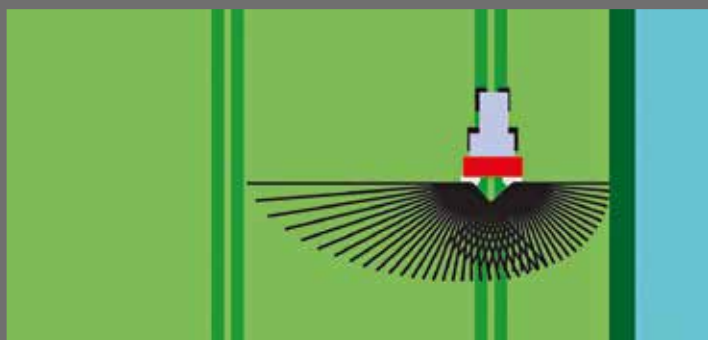

On all EMC-W models, high-capacity weighing cells inform the driver continuously about the residual fertiliser quantity remaining in the hopper.



### GENTLE WITH GRANULES

Fertiliser is not damaged by the agitator on H-EMC spreaders. The agitator stops as soon as the metering outlets are closed and the granules remain intact.

# PRECISE UP TO THE FIELD BORDER



## TELIMAT BORDER DEFLECTOR (ONLY AXIS WITH PTO)

TELIMAT enables precise border spreading from the first pass. It is used to prevent fertiliser wastage at borders and to comply with environmental directives. The spreading system uses the tracks of the sprayer. A mechanical indicator, integrated as standard, allows for easy monitoring. There is also an indicator available as an option on the QUANTRON.

## GSE 30 AND 60 SPREADING LIMITER FOR BORDERS

Spreading operations require driving along the border with the outlet on the border side closed. The spreading operation starts at the border and works towards the centre of the plot with total precision. A mechanical position indicator for monitoring is integrated as standard. Hydraulic control is available as an option.



## AXIS H: BORDER SPREADING

Left and right border spreading is available as standard and controlled directly from the cab. Drop point and disc speed are adjusted automatically.

# TRUST IS FINE, CONTROL IS BEST



## PRACTICAL TEST SET TO CONTROL LATERAL DISTRIBUTION

This simple tool helps you to assess and rectify the lateral spreading distribution quickly in the field. Therefore, you can be sure about your settings and the spreading precision, which is especially important for fertilisers of poor quality or unknown origin. Together with the CDA system, adjustments are remarkably simple and safe.



## IDENTIFY YOUR FERTILISER FOR PROPER SPREADING

For fertiliser of unknown origin, which is not listed in the spreading charts, the identification guide classifying the different varieties of fertiliser by category, helps you recognise the product and determine the optimal setting.



## COMPLETE SPREADING CHARTS

Spreading charts are supplied with the machine. They can also be found on the KUHN website ([www.kuhn.com](http://www.kuhn.com)) under „Online services“. This section is continuously updated with new fertilisers.



## FERTILISER LEVEL ALWAYS IN SIGHT

Two openings bringing light inside the hopper, the level of fertiliser is easily visible through the hopper windows!  
Optional equipment: fertiliser level sensors to be directly informed in the cab (only on AXIS Q and W).



## AXIS MORE DETAILS FOR YOUR BENEFIT



### EASY HOPPER ACCESS

AXIS 40.2 and 50.2 models are equipped with ladders of special design for an easier access to the hopper. As always KUHN sets a high value on security: Therefore the ladder can pivot for usage for more safety.



### MUD PROTECTION

All models are equipped with quick-fit (1/4 turn) mud-guards as standard designed to protect the machine from mud splashing by tractor wheels. Extensions are available as an option for AXIS 30.2 and 40.2 spreaders. As standard on AXIS 50.2.



### EASY TO ATTACH

Two coupling heights make it easy to attach to tractors of different sizes for easy loading or late top spreading.



### PRACTICAL PARKING WHEEL

To be more flexible during mounting and unmounting of your spreader, a parking wheel is available with quick coupling system.



### A BETTER VIEW IN THE DARK

All AXIS models are equipped with rear signalling panels and two high-quality LED lights as standard, so that you can always be seen in the dark. AXIS ISOBUS machines have the option of SpreadLight, to light up the spread fan when you want to work at night as you would during the day.



### LESS WEAR. LESS MAINTENANCE. ADDED VALUE.

A high percentage of stainless steel components and UV proof synthetics, carbide-coated VXR+ vanes (standard on S6 to S12 discs), a highly sophisticated painting process...KUHN does the most to minimize maintenance and wear and to maximize the machine's service life.

## Technical specifications

## Fertiliser spreaders AXIS

	20.2 K - D - C - Q	20.2 W	20.2 M-EMC (W)	30.2 K - D - C - Q	40.2 K - D - C - Q*	40.2 W (ISOBUS)	40.2 M-EMC (W) (ISOBUS)	40.2 H-EMC (W)	50.2 W (ISOBUS)	50.2 M-EMC-W / H-EMC-W ISOBUS
Working width (m/ft)	12-36 / 39'4"-118'	18-36 / 59'-118'		12-42 / 39'4"-138'					12-50 / 39'4"-164'	
Min/max capacity (l)	1,000 / 2,300			1,400 / 3,200		1,200 (ISOBUS: 1,400) / 3,200	1,400 / 3,200		3,200 / 4,200	
Maximum load capacity (kg/lbs)	2,300 / 5,070			3,200 / 7,050					4,200 / 9,260	
Weight without extensions (kg/lbs)	295 / 650	350 / 772	335/739 (W: 385/849)	327 / 721	347 / 765	397 / 875	347/765 (W: 397/875)	397/875 (W: 447/985)	730 / 1,609	780 / 1,719
Minimum filling height without extensions (cm/in)	92 / 36.22"			106 / 41.73					150 / 59.06	
Border spreading devices	TELIMAT and/or GSE							Hydraulically activated and/or GSE (TELIMAT on W-version)	TELIMAT and/ or GSE	H: hydraulically activated and/or GSE M: TELIMAT and/or GSE
Application rate adjustment	adjustable lever or electronically (Q version)	DPAE electronic control + weighing system	EMC rate regulation independ- ently for each side every second	adjustable lever or electronically (Q version)		DPAE electronic control + weighing system	EMC rate regulation independently for each side every second		DPAE electronic control + weighing system	EMC rate regulation independently for each side every second
Outlet control	by hydraulic or electric cylinders (on C or Q version)	by electric cylinders		by hydraulic or electric cylinders (on C or Q version)		SpeedServo: fast-control motors for AXIS H-EMC / H-EMC-W and AXIS 50.2 M-EMC-W Electric cylinders: 40 M-EMC / M-EMC-W				
Weighing system	-	◆	- (◆)	-	◆	- (◆)	◆	◆	◆	◆
Hopper cover	◇									
Control box	QUANTRON A (on Q version)	QUANTRON E-2	QUANTRON A (on Q version)			M-EMC (W): QUANTRON A or E-2 ISOBUS: CCI ISOBUS terminal or tractor's ISOBUS terminal				

\* The standard equipment depends on the country of destination. DPAE: adjustment proportional to forward speed

◆ standard ◇ option -- not available \*Some models are not available in all countries. Please always check with your local dealer.

## Extension type

	L 603		L 800		L 1500*		XL 1103		XL 1300		XL 1800*	
Extension width (m/ft)	2.40 / 7'10"						2.80 / 9'2"					
Extension capacity approx. (l)	600		800		1,500		1,100		1,300		1,800	
Total capacity (l) if fitted on basic machine	20.2	30.2- 40.2	20.2	30.2- 40.2	20.2	30.2- 40.2	20.2	30.2- 40.2	20.2	30.2- 40.2	20.2	30.2-40.2
	1,600	2,000	1,800	2,200	-	2,900	2,100	2,500	2,300	2,700	-	3,200
Minimum filling height (cm/in)	92/36"	99/39"	118/47"	125/49"	-	149/59"	115/46"	122/48"	129/51"	136/54"	-	151/59"
Extension weight (kg/lbs)	40/88		50/110		85/187		70/154		75/165		85/187	

\* Extensions not compatible with AXIS 20.2 as well as with AXIS 20.2 - 30.2 - 40.2 with LEVSAK.

**Standard equipment:** work on half the width – application rate and spreading components are made of stainless materials – cat. 2 hitch with two height position hitch points - disc rotation guard to conform to Standard EN 14017-A1 – rear road lights (depending on model and country) – filtering sieve – hopper level sight glass (AXIS 30.2 / 40.2 / 50.2) – pto shaft with shear bolt on AXIS 20.2 – pto shaft with cam-type cut out clutch (on AXIS 30.2 / 40.2 / 50.2) – flow control kit - removable, tool-free, quick-release discs – gearbox 540 min<sup>-1</sup> – agitator control without maintenance – mudguards (AXIS 30.2 / 40.2 / 50.2) – with the QUANTRON E2: speed sensor (to be mounted on the pto shaft of the front axle assembly or wheel) and connection cable to ISO 11786 plug.

**Options:** S1 discs - S2 discs for spreading 12 to 18 m (VXR+ version available) - S4 discs for spreading 18 to 24 m (VXR+ version available) - S6 VXR+ discs for spreading 24 to 36 m - S8 VRX+ discs for spreading 30 to 42 m - S10 VRX+ discs for spreading 36 to 44 m (only for AXIS 50.2) - S12 VRX+ discs for spreading 42 to 50 m (only for AXIS 50.2) - Discs for spreading slug pellets - Fertiliser level sensors (AXIS Q/W) - TELIMAT position sensors (AXIS Q/W) - Anti-spray deflectors (AXIS 20.2) - Parking wheels - Spreadlight - WIFI module.

# NEW: SPREADSET APPLICATION

## WHEN CONTROLLING FERTILISER RATE IS CHILD'S PLAY

With SpreadSet, I can set the right fertiliser rate and obtain the best crosswise spread for my type of fertiliser, my width and my working speed. This smartphone application transfers the settings to my machine via the WIFI module. I can fill the hopper with just the right amount of fertiliser as hopper level is displayed directly on my smartphone!



Available on App Store and Google Play.



Twin disc Fertiliser spreaders



Pneumatic Fertiliser spreaders



Lifting equipment

For more information about your nearest KUHN dealer, visit our website [www.kuhn.com](http://www.kuhn.com)



Visit us on our YouTube channels.



Your KUHN dealer

### KUHN S.A.

4 Impasse des Fabriques - BP 50060  
F-67706 Saverne CEDEX - FRANCE

### KUHN NORTH AMERICA, INC.

1501 West Seventh Avenue - Brodhead,  
WI 53520 - USA

### KUHN FARM MACHINERY PTY. LTD

313-325 Foleys Road - Deer Park, VIC, 3023 - AUSTRALIA

### KUHN FARM MACHINERY (U.K.) LTD

Stafford Park 7 - GB TELFORD/ SHROPS TF3 3BQ

Information given in this document is only for information purposes and is non-contractual. Our machines are in compliance with regulations in force in the country of delivery. In our literature, and for improved illustration of certain details, some safety devices may not be in operating position. When operating these machines, these devices must be in position in accordance with the requirements indicated in the operator's manuals and assembly manuals. Respect the tractor gross vehicle weight rating, its lift capacity and maximum load per axle and tyres. The tractor front axle load must always comply with the regulations of the country of delivery (In Europe, it must reach minimum 20 % of the tractor net weight). We reserve the right to change any designs, specifications or materials listed without further notice. Machines and equipment in this document can be covered by at least one patent and/or registered design. Trademarks cited in this document may be registered in one or several countries.

Also find KUHN on